Hybrid DB

Hybrid DB microducts consist of tube with a smooth or ribbed inner surface that enables an air blown installation of micro cables. The microduct is sheathed with two layers without moisture barrier. It provides excellent protection from the physical environment with-standing significant amount of pressure by pulling, and it is easy to branch off for network expansion.

5/3.5mm	OD(mm)	Max. Tensile(N)	Weight (kg/km)	Bend Radius (mm)	Crush (N)	Length/drum (m)	Drum size(mm)	Gross weight(kg)	Number of drums in 40′
1way	12.0	960	98	150	3,000	2,000	1,050*550	245	44
2way	17.0x12.0	1,370	140	150	3,000	2,000	1,300*550	316	36
4way	19.1	1,960	200	230	3,000	2,000	1,400*720	501	24
7way	22.0	2,530	259	270	3,000	2,000	1,600*720	645	21
12way	27.9	3,770	385	340	3,000	2,000	1,650*1,100	870	14
19way	31.9	4,860	496	390	3,000	2,000	1,850*1,100	1,176	12
24+1way	37.5	6,260	639	450	3,000	1,000	1,680*1,100	801	14

8/6mm	OD(mm)	Max. Tensile(N)	Weight (kg/km)	Bend Radius (mm)	Crush (N)	Length/drum (m)	Drum size(mm)	Gross weight(kg)	Number of drums in 40′
1way	15.0	1,370	140	180	3,000	2,000	1,280*550	362	36
2way	23.0x15.0	2,090	214	180	3,000	2,000	1,480*720	538	24
4way	26.3	3,130	320	320	3,000	2,000	1,560*1,100	775	14
7way	31.0	4,220	431	380	3,000	2,000	1,820*1,100	1,041	12
12way	40.4	6,660	680	490	3,000	1,000	1,840*1,100	874	12

10/8mm	OD(mm)	Max. Tensile(N)	Weight (kg/km)	Bend Radius (mm)	Crush (N)	Length/drum (m)	Drum size(mm)	Gross weight(kg)	Number of drums in 40′
1way	17.0	1,620	166	210	3,000	2,000	1,450*550	435	32
2way	27.0x17.0	2,530	259	210	3,000	2,000	1,680*720	658	21
4way	31.5	4,010	410	380	3,000	2,000	1,850*1,100	1,004	12
7way	38.2	5,870	599	460	3,000	1,000	1,720*1,100	768	13

12/10mm	OD(mm)	Max. Tensile(N)	Weight (kg/km)	Bend Radius (mm)	Crush (N)	Length/drum (m)	Drum size(mm)	Gross weight(kg)	Number of drums in 40′
1way	19.0	1,890	193	230	3,000	2,000	1,400*720	487	24
2way	31.0x19.0	2,980	305	230	3,000	2,000	1,520*1,100	739	15
4way	36.4	4,760	486	440	3,000	2,000	2,130*1,100	1,212	11
7way	44.2	6,970	712	540	3,000	1,000	1,980*1,100	937	12

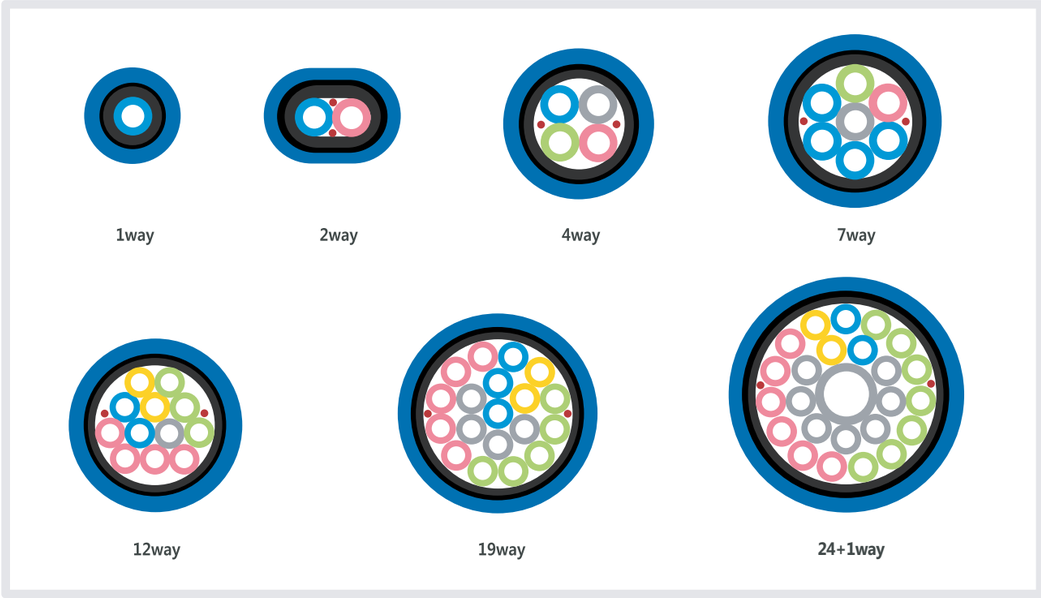

Direct Buried microducts are suitable for fiber blowing with low friction inside the ducts. The microduct is surrounded by a moisture-barrier made of metallic tape and a flexible sheath made of HDPE. The outer sheath is made of rugged PE, providing excellent protection from the outer physical environment. Thanks to its characteristics, potential damages by crushing, external impact, etc. can be prevented.



5/3.5mm	OD(mm)	Max. Tensile(N)	Weight (kg/km)	Bend Radius (mm)	Crush (N)	Length/drum (m)	Drum size(mm)	Gross weight(kg)	Number of drums in 40′
1way	12.4	1,090	112	150	2,000	2,000	1,070*550	274	44
2way	17.4 X 12.4	1,550	159	150	2,000	2,000	1,350*550	409	33
4way	19.5	2,220	227	240	2,000	2,000	1,430*720	558	24
7way	22.4	2,840	290	270	2,000	2,000	1,630*720	711	21
12way	28.3	4,160	425	340	2,000	2,000	1,650*1,100	998	14
19way	32.3	5,320	543	390	2,000	2,000	1,900*1,100	1,308	12
24+1way	37.9	6,770	691	460	2,000	1,000	1,690*1,100	855	14

8/6mm	OD(mm)	Max. Tensile(N)	Weight (kg/km)	Bend Radius (mm)	Crush (N)	Length/drum (m)	Drum size(mm)	Gross weight(kg)	Number of drums in 40′
1way	15.4	1,550	159	190	2,000	2,000	1,300*550	403	36
2way	23.4 X 15.4	2,360	241	190	2,000	2,000	1,520*720	599	22
4way	26.7	3,500	358	330	2,000	2,000	1,570*1,100	852	14
7way	31.4	4,670	477	380	2,000	2,000	1,850*1,100	1,138	12
12way	40.8	7,260	741	490	2,000	1,000	1,800*1,100	925	12

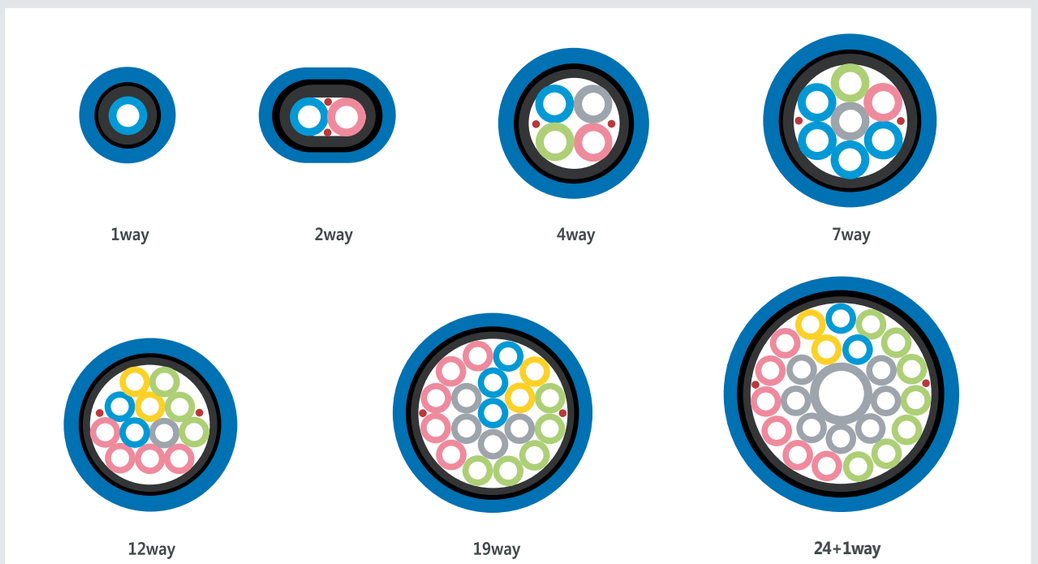

10/8mm	OD(mm)	Max. Tensile(N)	Weight (kg/km)	Bend Radius (mm)	Crush (N)	Length/drum (m)	Drum size(mm)	Gross weight(kg)	Number of drums in 40′
1way	17.4	1,850	189	210	2,000	2,000	1,480*550	484	32
2way	27.4 X 17.4	2,850	291	210	2,000	2,000	1,680*720	720	21
4way	32.9	4,950	506	400	2,000	2,000	1,900*1,100	1,203	12
7way	38.8	6,550	669	470	2,000	1,000	1,720*1,100	838	13

12/10mm	OD(mm)	Max. Tensile(N)	Weight (kg/km)	Bend Radius (mm)	Crush (N)	Length/drum (m)	Drum size(mm)	Gross weight(kg)	Number of drums in 40′
1way	19.4	2,130	218	240	2,000	2,000	1,430*720	540	22
2way	31.4 X 19.4	3,350	342	240	2,000	2,000	1,560*1,100	819	14
4way	37.8	5,860	598	460	2,000	2,000	2,170*1,100	1,479	10
7way	44.8	7,790	795	540	2,000	1,000	1,980*1,100	1,017	12

Hybrid DI

Hybrid DI microducts consist of tubes with a smooth or ribbed inner surface that enable an air blown instalallation of microcables. The microduct is sheathed with one layer without moisture barrier. Hybrid DI is designed for installation inside existiong pipes or subducts.

5/3.5mm	OD(mm)	Max. Tensile(N)	Weight (kg/km)	Bend Radius (mm)	Crush (N)	Length/drum (m)	Drum size(mm)	Gross weight(kg)	Number of drums in 40′
1way	8.0	370	38	100	2,000	2,000	900*325	88	130
2way	13.0 X 8.0	600	62	100	2,000	2,000	1,050*430	141	88
4way	15.1	960	98	190	2,000	2,000	1,270*550	260	36
7way	18.0	1,360	139	220	2,000	2,000	1,550*550	394	29
12way	23.3	2,040	209	280	2,000	2,000	1,680*720	556	21
19way	27.3	2,870	293	330	2,000	2,000	1,600*1,100	726	14
24+1way	32.9	3,900	398	400	2,000	2,000	1,940*1,100	986	12

8/6mm	OD(mm)	Max. Tensile(N)	Weight (kg/km)	Bend Radius (mm)	Crush (N)	Length/drum (m)	Drum size(mm)	Gross weight(kg)	Number of drums in 40′
1way	11.0	600	62	140	2,000	2,000	1,050*429	145	88
2way	19.0 X 11.0	1,030	106	140	2,000	2,000	1,280*550	277	36
4way	22.3	1,710	175	270	2,000	2,000	1,630*720	481	21
7way	27.0	2,510	257	330	2,000	2,000	1,600*1,100	654	14
12way	35.8	4,090	418	430	2,000	2,000	2,090*1,100	1,069	11

10/8mm	OD(mm)	Max. Tensile(N)	Weight (kg/km)	Bend Radius (mm)	Crush (N)	Length/drum (m)	Drum size(mm)	Gross weight(kg)	Number of drums in 40′
1way	13.0	750	77	160	2,000	2,000	1,170*430	179	80
2way	23.0 X 13.0	1,290	132	160	2,000	2,000	1,580*550	384	29
4way	28.1	2,530	259	340	2,000	2,000	1,640*1,100	660	14
7way	34.2	3,750	383	420	2,000	2,000	2,030*1,100	988	11

12/10mm	OD(mm)	Max. Tensile(N)	Weight (kg/km)	Bend Radius (mm)	Crush (N)	Length/drum (m)	Drum size(mm)	Gross weight(kg)	Number of drums in 40′
1way	15.0	890	91	180	2,000	2,000	1,280*550	247	36
2way	27.0 X 15.0	1,540	158	180	2,000	2,000	1,570*720	439	22
4way	33.0	3,030	310	400	2,000	2,000	1,950*1,100	824	12
7way	40.2	4,500	460	490	2,000	1,000	1,800*1,100	644	12

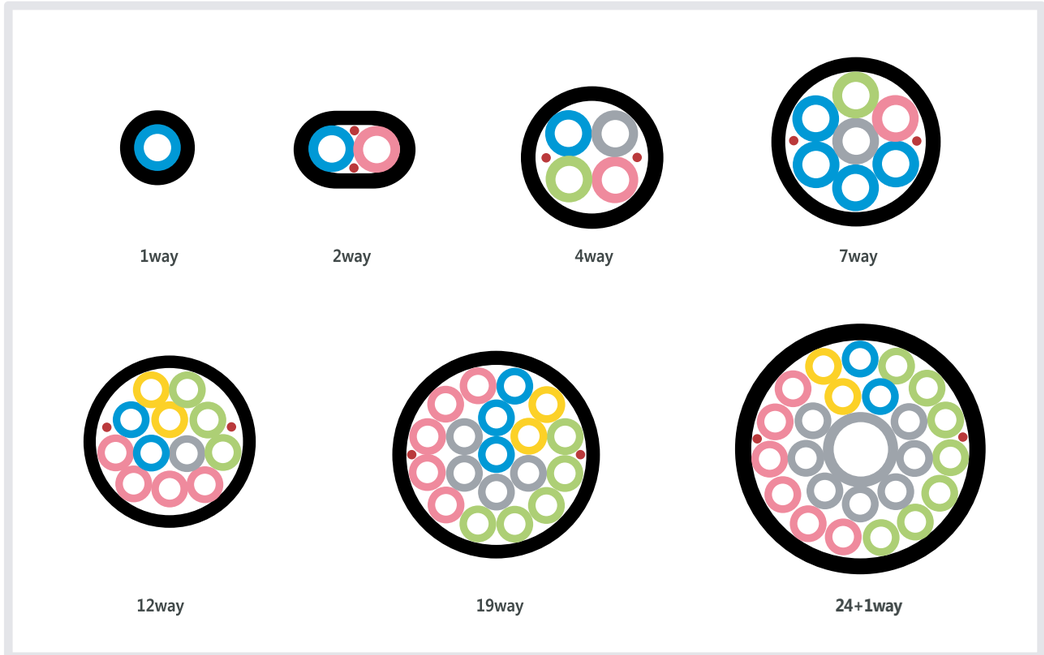

DI (Direct Installation) microducts with low friction internal coating are suitable for fiber blowing. The microduct is surrounded by a moisture-barrier layer made of metallic tape and a flexible sheath of black HDPE. DI ducts are designed for installation inside existing pipes or sub-ducts.

5/3.5mm	OD(mm)	Max. Tensile(N)	Weight (kg/km)	Bend Radius (mm)	Crush (N)	Length/drum (m)	Drum size(mm)	Gross weight(kg)	Number of drums in 40'
1way	8.4	490	50	110	1,000	2,000	950*325	114	120
2way	13.4 X 8.4	760	78	110	1,000	2,000	1,070*430	177	88
4way	15.5	1,200	123	190	1,000	2,000	1,300*550	312	36
7way	18.4	1,640	168	230	1,000	2,000	1,580*550	428	29
12way	23.7	2,410	246	290	1,000	2,000	1,740*720	640	19
19way	27.7	3,300	337	340	1,000	2,000	1,640*1,100	820	14
24+1way	33.3	4,380	447	400	1,000	2,000	1,940*1,100	1,093	12

8/6mm	OD(mm)	Max. Tensile(N)	Weight (kg/km)	Bend Radius (mm)	Crush (N)	Length/drum (m)	Drum size(mm)	Gross weight(kg)	Number of drums in 40'
1way	11.4	770	79	140	1,000	2,000	1,050*429	179	88
2way	19.4 X 11.4	1,270	130	140	1,000	2,000	1,320*550	328	33
4way	22.7	2,050	210	280	1,000	2,000	1,650*720	554	21
7way	27.4	2,940	301	330	1,000	2,000	1,620*1,100	745	14
12way	36.2	4,670	477	440	1,000	2,000	2,080*1,100	1,182	11

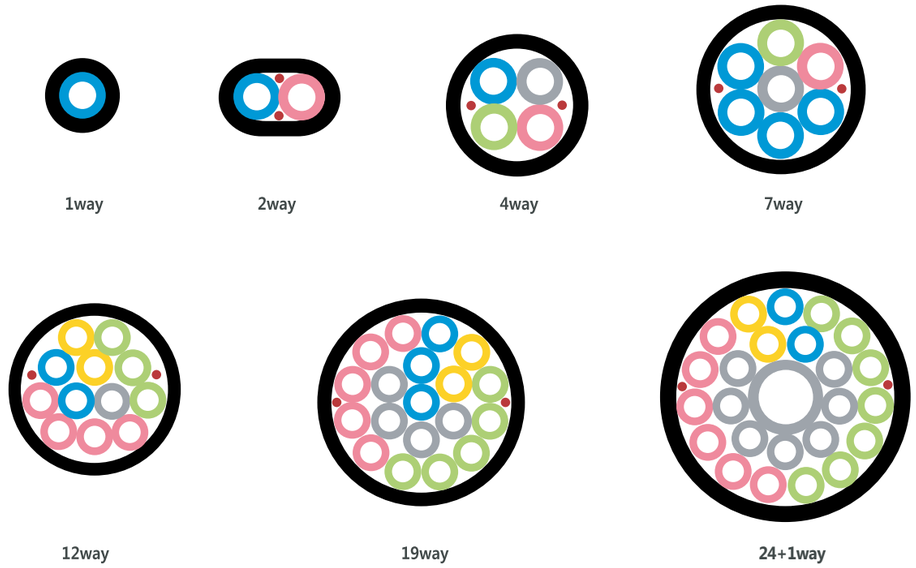

10/8mm	OD(mm)	Max. Tensile(N)	Weight (kg/km)	Bend Radius (mm)	Crush (N)	Length/drum (m)	Drum size(mm)	Gross weight(kg)	Number of drums in 40'
1way	13.4	950	97	170	1,000	2,000	1,150*550	249	40
2way	23.4 X 13.4	1,570	161	170	1,000	2,000	1,400*720	423	24
4way	27.9	2,730	279	340	1,000	2,000	1,640*1,100	704	14
7way	33.8	3,900	398	410	1,000	2,000	1,950*1,100	997	12

12/10mm	OD(mm)	Max. Tensile(N)	Weight (kg/km)	Bend Radius (mm)	Crush (N)	Length/drum (m)	Drum size(mm)	Gross weight(kg)	Number of drums in 40'
1way	15.4	1,120	115	190	1,000	2,000	1,290*550	296	36
2way	27.4 X 15.4	1,880	192	190	1,000	2,000	1,600*720	511	21
4way	32.8	3,280	335	400	1,000	2,000	1,900*1,100	862	12
7way	39.8	4,690	479	480	1,000	1,000	1,750*1,100	652	13

TWD

Thick walled microducts are designed for direct burial and have superior blowing characteristics. Thanks to the sufficient thickness of the wall, it exempts this type of microduct from additional protective ducts. Thick walled microducts can be branched off easily and the primary tube can be directly buried as a single microduct.
Also, this solution makes network distribution possible with a simple connector. Any size and color are available on request.

Features

- Robust, highly resistant to crushing
- Simple line of connectivity products
- Designed for slots and micro-trenches
- Nominal sheath thickness is 1.0 mm

Benefits

- Can be used in any environment
- Ducts are future proof
- Requires less technical skills and time in the field to make connections

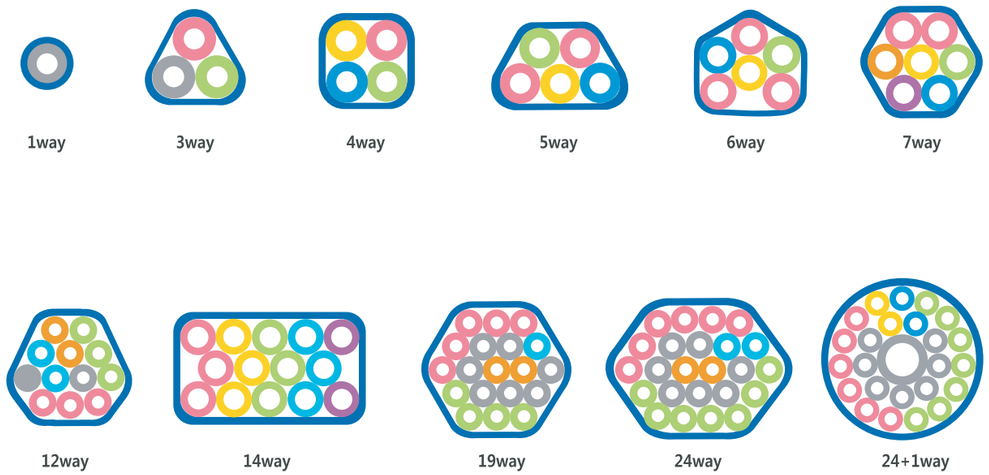

Multi type

7/3.5mm	OD(mm)	Max. Tensile(N)	Weight (kg/km)	Bend Radius (mm)	Crush (N)	Length/drum (m)	Drum size(mm)	Gross weight(kg)	Number of drums in 40′
1 way	9.0	500	52	110	2,000	2,000	970*325	118	120
3way	16.0 X 15.1	1,250	128	190	2,000	2,000	1,320*550	324	33
4way	16.0 X 16.0	1,580	162	200	2,000	2,000	1,460*550	428	32
5way	23.0 X 15.1	1,910	195	190	2,000	2,000	1,450*720	497	22
6way	21.1 X 19.5	2,240	228	240	2,000	2,000	1,500*720	569	22
7way	23.0 X 21.1	2,520	258	260	2,000	2,000	1,640*720	649	21
12way	30.0 X 27.2	4,060	415	330	2,000	2,000	1,720*1,100	992	13
14way	37.0 X 21.1	4,750	485	260	2,000	2,000	1,700*1,100	1,128	13
19way	37.0 X 33.3	6,140	627	400	2,000	1,000	1,640*1,100	783	14
24way	44.0 X 33.3	7,610	777	400	2,000	1,000	1,720*1,100	946	13
24+1way	43.6 X 43.6	8,370	855	530	2,000	1,000	1,980*1,100	1,080	12

10/6mm	OD(mm)	Max. Tensile(N)	Weight (kg/km)	Bend Radius (mm)	Crush (N)	Length/drum (m)	Drum size(mm)	Gross weight(kg)	Number of drums in 40′
1way	12.0	790	81	150	2,000	1,000	950*325	97	120
3way	22.0 X 20.7	2,010	206	250	2,000	2,000	1,600*720	539	21
4way	22.0 X 22.0	2,580	264	270	2,000	2,000	1,720*720	674	19
5way	32.0 X 20.7	3,130	320	250	2,000	2,000	1,560*1,100	775	14
6way	29.4 X 27.0	3,660	374	330	2,000	2,000	1,740*1,100	914	13
7way	32.0 X 29.3	4,170	426	360	2,000	2,000	1,860*1,100	1,041	12

12/8mm	OD(mm)	Max. Tensile(N)	Weight (kg/km)	Bend Radius (mm)	Crush (N)	Length/drum (m)	Drum size(mm)	Gross weight(kg)	Number of drums in 40′
1way	14.0	970	99	170	2,000	2,000	1,170*550	254	40
3way	26.0 X 24.4	2,480	254	300	2,000	2,000	1,540*1,100	640	14
4way	26.0 X 26.0	3,180	325	320	2,000	2,000	1,660*1,100	802	14
5way	38.0 X 24.4	3,870	395	300	2,000	2,000	1,780*1,100	957	13
6way	34.8 X 32.0	4,530	463	390	2,000	2,000	1,800*1,100	1,113	11
7way	38.0 X 34.8	5,160	527	420	2,000	2,000	2,230*1,100	1,361	10

14/10mm	OD(mm)	Max. Tensile(N)	Weight (kg/km)	Bend Radius (mm)	Crush (N)	Length/drum (m)	Drum size(mm)	Gross weight(kg)	Number of drums in 40′
1way	16.0	1,140	117	200	2,000	2,000	1,330*550	303	33
3way	30.0 X 28.1	2,940	301	340	2,000	2,000	1,760*1,100	772	13
4way	30.0 X 30.0	3,780	386	360	2,000	2,000	1,900*1,100	967	12
5way	44.0 X 28.1	4,600	470	340	2,000	2,000	2,050*1,100	1,159	11
6way	40.2 X 37.0	5,390	551	450	2,000	1,000	1,800*1,100	637	14
7way	44.0 X 40.2	6,150	628	490	2,000	1,000	1,970*1,100	851	12

16/12mm	OD(mm)	Max. Tensile(N)	Weight (kg/km)	Bend Radius (mm)	Crush (N)	Length/drum (m)	Drum size(mm)	Gross weight(kg)	Number of drums in 40′
1way	18.0	1,320	135	220	2,000	2,000	1,350*720	365	25
3way	34.0 X 31.9	3,420	349	390	2,000	2,000	1,970*1,100	915	12
4way	34.0 X 34.0	4,390	448	410	2,000	2,000	2,150*1,100	1,148	11
7way	50.0 X 45.7	7,140	729	550	2,000	1,000	2,150*1,100	985	11

Flat type

7/3.5mm	OD(mm)	Max. Tensile(N)	Weight (kg/km)	Bend Radius (mm)	Crush (N)	Length/drum (m)	Drum size(mm)	Gross weight(kg)	Number of drums in 40′
2way	16.0 X 9.0	910	93	110	2,000	2,000	1,150*550	241	40
3way	23.0 X 9.0	1,320	135	110	2,000	2,000	1,300*550	336	36
4way	29.6 X 8.6	1,580	162	110	2,000	2,000	1,300*720	414	27
5way	41.2 X 8.6	2,050	210	110	2,000	2,000	1,540*720	539	22
6way	48.2 X 8.6	2,430	248	110	2,000	2,000	1,640*720	629	21
7way	55.2 X 8.6	2,800	286	110	2,000	2,000	1,400*1,100	681	16

10/6mm	OD(mm)	Max. Tensile(N)	Weight (kg/km)	Bend Radius (mm)	Crush (N)	Length/drum (m)	Drum size(mm)	Gross weight(kg)	Number of drums in 40′
2way	22.0 X 12.0	1,460	149	150	2,000	2,000	1,450*550	377	29
3way	32.0 X 12.0	2,110	216	150	2,000	2,000	1,550*720	553	21
4way	41.6 X 11.6	2,580	264	140	2,000	2,000	1,450*1,100	643	16
5way	56.2 X 11.6	3,330	340	140	2,000	2,000	1,640*1,100	826	14
6way	66.2 X 11.6	3,940	403	140	2,000	2,000	1,780*1,100	973	13
7way	76.2 X 11.6	4,560	466	140	2,000	2,000	1,940*1,100	1,130	12

12/8mm	OD(mm)	Max. Tensile(N)	Weight (kg/km)	Bend Radius (mm)	Crush (N)	Length/drum (m)	Drum size(mm)	Gross weight(kg)	Number of drums in 40′
2way	26.0 X 14.0	1,780	182	170	2,000	2,000	1,480*720	474	24
3way	38.0 X 14.0	2,590	265	170	2,000	2,000	1,780*720	684	19
4way	49.6 X 13.6	3,190	326	170	2,000	2,000	1,680*1,100	804	14
5way	66.2 X 13.6	4,110	420	170	2,000	2,000	1,920*1,100	1,033	12
6way	78.2 X 13.6	4,880	498	170	2,000	1,000	1,580*1,100	636	14
7way	90.2 X 13.6	5,640	576	170	2,000	1,000	1,680*1,100	728	14

14/10mm	OD(mm)	Max. Tensile(N)	Weight (kg/km)	Bend Radius (mm)	Crush (N)	Length/drum (m)	Drum size(mm)	Gross weight(kg)	Number of drums in 40′
2way	30.0 X 16.0	2,110	216	200	2,000	2,000	1,680*720	571	21
3way	44.0 X 16.0	3,080	315	200	2,000	2,000	1,660*1,100	779	14
4way	57.6 X 15.6	3,800	388	190	2,000	2,000	1,940*1,100	975	12
5way	76.2 X 15.6	4,890	499	190	2,000	1,000	1,650*1,100	647	14
6way	90.2 X 15.6	5,800	592	190	2,000	1,000	1,780*1,100	759	13
7way	104.2 X 15.6	6,710	685	190	2,000	1,000	1,940*1,100	884	12

16/12mm	OD(mm)	Max. Tensile(N)	Weight (kg/km)	Bend Radius (mm)	Crush (N)	Length/drum (m)	Drum size(mm)	Gross weight(kg)	Number of drums in 40′
2way	34.0 X 18.0	2,450	250	220	2,000	2,000	1,560*1,100	635	14
3way	50.0 X 18.0	3,560	364	220	2,000	2,000	1,870*1,100	912	12
4way	65.6 X 17.6	4,400	449	220	2,000	1,000	1,600*1,100	592	14
5way	86.2 X 17.6	5,660	578	220	2,000	1,000	1,850*1,100	762	12
6way	102.2 X 17.6	6,720	686	220	2,000	1,000	2,000*1,100	896	11
7way	118.2 X 17.6	7,780	794	220	2,000	1,000	2,150*1,100	1,035	11

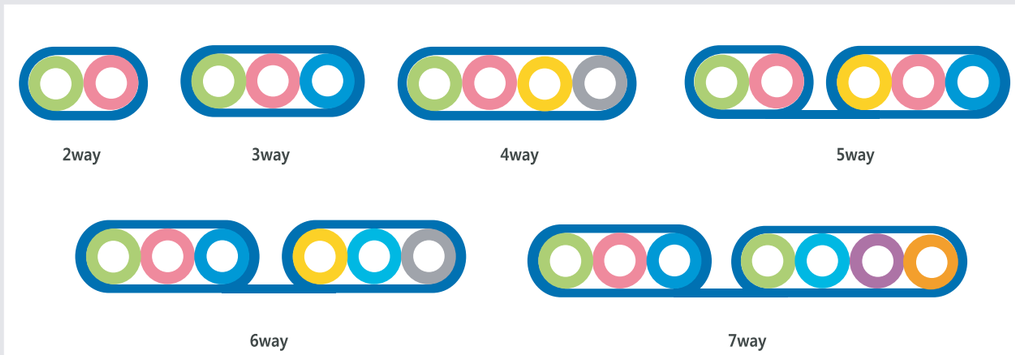

18/14mm	OD(mm)	Max. Tensile(N)	Weight (kg/km)	Bend Radius (mm)	Crush (N)	Length/drum (m)	Drum size(mm)	Gross weight(kg)	Number of drums in 40′
2way	38.0 X 20.0	2,770	283	240	2,000	1,750	1,650*1,100	716	14
3way	56.0 X 20.0	4,050	414	240	2,000	1,000	1,590*1,100	555	14
4way	73.6 X 19.6	5,000	511	240	2,000	1,000	1,780*1,100	678	13
5way	96.2 X 19.6	6,430	657	240	2,000	1,000	2,050*1,100	876	11
6way	114.2 X 19.6	7,640	780	240	2,000	1,000	2,230*1,100	1,036	10
7way	132.2 X 19.6	8,840	903	240	2,000	800	2,230*1,100	982	10

Linked type

2way

3way

4way

5way

6way

7way

12/8mm	OD(mm)	Max. Tensile(N)	Weight (kg/km)	Bend Radius (mm)	Crush (N)	Length/drum (m)	Drum size(mm)	Gross weight(kg)	Number of drums in 40′
2way	30.2 X 13.6	1,810	185	170	2,000	2,000	1,580*720	495	22
3way	46.8 X 13.6	2,740	280	170	2,000	2,000	1,580*1,100	695	14
4way	63.4 X 13.6	3,670	375	170	2,000	2,000	1,920*1,100	946	12
5way	80.0 X 13.6	4,600	470	170	2,000	1,000	1,600*1,100	610	14
6way	96.6 X 13.6	5,350	564	170	2,000	1,000	1,750*1,100	726	13
7way	113.2 X 13.6	6,450	659	170	2,000	1,000	1,920*1,100	855	12

14/10mm	OD(mm)	Max. Tensile(N)	Weight (kg/km)	Bend Radius (mm)	Crush (N)	Length/drum (m)	Drum size(mm)	Gross weight(kg)	Number of drums in 40′
2way	34.2 X 15.6	2,150	220	190	2,000	2,000	1,780*720	594	19
3way	52.8 X 15.6	3,250	332	190	2,000	2,000	1,840*1,100	844	12
4way	71.4 X 15.6	4,350	444	190	2,000	2,000	2,180*1,100	1,135	10
5way	90.0 X 15.6	5,440	556	190	2,000	1,000	1,790*1,100	728	13
6way	108.6 X 15.6	6,540	668	190	2,000	1,000	1,970*1,100	873	12
7way	127.2 X 15.6	7,640	780	190	2,000	1,000	2,150*1,100	1,021	11

16/12mm	OD(mm)	Max. Tensile(N)	Weight (kg/km)	Bend Radius (mm)	Crush (N)	Length/drum (m)	Drum size(mm)	Gross weight(kg)	Number of drums in 40′
2way	38.2 X 17.6	2,480	254	220	2,000	2,000	1,650*1,100	656	14
3way	58.8 X 17.6	3,750	383	220	2,000	2,000	2,070*1,100	989	11
4way	79.4 X 17.6	5,020	513	220	2,000	1,000	1,780*1,100	683	13
5way	100.0 X 17.6	6,290	642	220	2,000	1,000	2,000*1,100	852	11
6way	120.0 X 17.6	7,560	772	220	2,000	1,000	2,180*1,100	1,019	10
7way	141.2 X 17.6	8,820	901	220	2,000	800	2,150*1,100	962	11

18/14mm	OD(mm)	Max. Tensile(N)	Weight (kg/km)	Bend Radius (mm)	Crush (N)	Length/drum (m)	Drum size(mm)	Gross weight(kg)	Number of drums in 40′
2way	42.2 X 19.6	2,820	288	240	2,000	1,750	1,690*1,100	657	14
3way	64.8 X 19.6	4,260	435	240	2,000	1,750	2,170*1,100	1,007	10
4way	87.4 X 19.6	5,700	582	240	2,000	1,000	1,950*1,100	783	12
5way	110.0 X 19.6	7,140	729	240	2,000	1,000	2,200*1,100	980	10
6way	132.6 X 19.6	8,580	876	240	2,000	800	2,200*1,100	952	10
7way	155.2 X 19.6	10,020	1,023	240	2,000	700	2,230*1,100	973	10

20/16mm	OD(mm)	Max. Tensile(N)	Weight (kg/km)	Bend Radius (mm)	Crush (N)	Length/drum (m)	Drum size(mm)	Gross weight(kg)	Number of drums in 40′
2way	46.2 X 21.6	3,150	322	260	2,000	1,350	1,630*1,100	580	14
3way	70.8 X 21.6	4,760	486	260	2,000	1,000	2,130*1,100	723	11
4way	95.4 X 21.6	6,370	651	260	2,000	1,000	2,170*1,100	896	10
5way	120.0 X 21.6	7,980	815	260	2,000	800	2,170*1,100	897	10
6way	144.6 X 21.6	9,600	980	260	2,000	650	2,200*1,100	888	10
7way	169.2 X 21.6	11,210	1,144	260	2,000	500	2,130*1,100	809	12

LSZH microducts with low friction performance are suitable for fiber blowing. The LSZH protected microduct consist of tubes surrounded by a sheath made of LSZH material, providing excellent performance when exposed to fire. The light weight, metal free and flexible LSZH sheath makes this microduct perfect for indoor installation.
LSZH, UL 2024 Riser, Plenum Listing for indoor microduct installations that are placed in the building raceway



5/3.5mm	OD(mm)	Max. Tensile(N)	Weight (kg/km)	Bend Radius (mm)	Crush (N)	Length/drum (m)	Drum size(mm)	Gross weight(kg)	Number of drums in 40′
1way	7.0	200	42	90	700	2,000	740*425	94	192
2way	12.4 X 7.4	390	80	90	700	2,000	980*430	175	96
4way	12.4 X 12.4	610	125	150	700	2,000	1,150*550	320	40
7way	17.4 X 16.1	900	184	200	700	2,000	1,460*550	470	32
12way	22.4 X 20.4	1,360	278	250	700	2,000	1,580*720	679	22
19way	27.4 X 24.7	1,960	400	300	700	2,000	1,580*1,100	936	14
24+1way	32.0 X 32.0	2,640	539	390	700	1,000	1,450*1,100	658	16

12/10mm	OD(mm)	Max. Tensile(N)	Weight (kg/km)	Bend Radius (mm)	Crush (N)	Length/drum (m)	Drum size(mm)	Gross weight(kg)	Number of drums in 40′
1way	14.4	580	120	180	700	2,000	1,250*550	320	36
2way	26.4 X 14.4	1,030	211	180	700	2,000	1,540*720	541	22
4way	26.4 X 26.4	1,700	348	320	700	2,000	1,650*1,100	842	14
7way	38.4 X 35.2	2,610	533	430	700	1,000	1,680*1,100	695	14

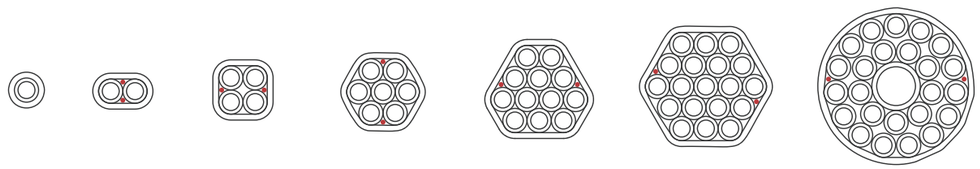

1way 2way 4way 7way 12way 19way 24+1way

The Hybrid LSZH is surrounded with a sheath of a flame retardant, low smoke zero halogen material, providing excellent performance when exposed to fire. The primary tube is made of HDPE and has suitable low friction characteristics on the inside surface.



5/3.5mm	OD(mm)	Max. Tensile(N)	Weight (kg/km)	Bend Radius (mm)	Crush (N)	Length/drum (m)	Drum size(mm)	Gross weight(kg)	Number of drums in 40′
1way	7.0	180	37	90	1,000	2,000	740*425	84	192
2way	12.4 X 7.4	340	71	90	1,000	2,000	980*430	160	96
4way	12.4 X 12.4	530	109	150	1,000	2,000	1,150*550	286	40
7way	17.4 X 16.1	750	155	200	1,000	2,000	1,460*550	412	32
12way	22.4 X 20.4	1,110	228	250	1,000	2,000	1,580*720	579	22
19way	27.4 X 24.7	1,570	321	300	1,000	2,000	1,580*1,100	778	14
24+1way	32.0 X 32.0	2,150	439	390	1,000	1,000	1,460*1,100	961	16

10/8mm	OD(mm)	Max. Tensile(N)	Weight (kg/km)	Bend Radius (mm)	Crush (N)	Length/drum (m)	Drum size(mm)	Gross weight(kg)	Number of drums in 40′
1way	12.4	430	89	150	1,000	1,000	900*425	102	104
2way	22.4 X 12.4	730	151	150	1,000	2,000	1,300*720	390	27
4way	22.4 X 22.4	1,170	240	270	1,000	2,000	1,750*720	630	19
7way	32.4 X 29.7	1,740	356	360	1,000	1,000	1,690*720	499	21

12/10mm	OD(mm)	Max. Tensile(N)	Weight (kg/km)	Bend Radius (mm)	Crush (N)	Length/drum (m)	Drum size(mm)	Gross weight(kg)	Number of drums in 40′
1way	14.4	510	106	180	1,000	2,000	1,250*550	292	36
2way	26.4 X 14.4	880	181	180	1,000	2,000	1,540*720	481	22
4way	26.4 X 26.4	1,410	289	320	1,000	2,000	1,650*1,100	724	14
7way	38.4 X 35.2	2,100	429	430	1,000	1,000	1,680*1,100	591	14

DBR

The tube bundle is surrounded by a filler and a flexible sheath. The outer sheath is PE providing excellent protection from the physical environment. DBR provides better water blocking and low thermal length changes.

10/8 mm	OD(mm)	Max. Tensile(N)	Weight (kg/km)	Bend Radius (mm)	Crush (N)	Standard length /drum	Drum size	Gross weight	Number of drums in 40'
2way	27.2 X 17.2	3,130	320	350	4,500	2,000	1,690*720	781	21
3way	37.2 X 17.2	4,430	453	350	4,500	2,000	1,600*1,100	1,046	14
4way	31.3	5,890	602	630	4,500	2,000	1,850*1,100	1,416	12
7way	37.2	7,540	770	750	4,500	1,000	1,690*1,100	934	14

12/10 mm	OD(mm)	Max. Tensile(N)	Weight (kg/km)	Bend Radius (mm)	Crush (N)	Standard length	Drum size	Gross weight	Number of drums in 40'
2way	31.2 X 19.2	3,760	384	390	4,500	2,000	1,530*1,100	896	15
3way	43.2 X 19.2	5,390	551	390	4,500	2,000	1,850*1,100	1,311	12
4way	36.2	7,460	762	730	4,500	1,000	1,620*1,100	913	14
7way	43.2	9,440	964	870	4,500	1,000	1,900*1,100	1,168	12

16/13.5 mm	OD(mm)	Max. Tensile(N)	Weight (kg/km)	Bend Radius (mm)	Crush (N)	Standard length	Drum size	Gross weight	Number of drums in 40'
4way	46.7	9,890	1,010	940	4,000	1,000	2,100*1,100	1,252	10
7way	56.0	12,340	1,260	1,120	4,000	500	2,000*1,100	868	12

2way 3way 4way 7way

Aerial

Aerial microducts have been developed to facilitate the use of optical fiber subscriber drop cables. Aerial ducts can withstand their stringing tension before breaking and resist serious overloads due to unfavorable conditions.

- High UV resistance for outdoor use
- Figure-8 design keeps the strength member and tube bundle separate from each other
- Two types of strength members are available: metal and non-metal
- Tube dimension (OD/ID) 5/3.5, 8/6, 10/8, 12/10 mm

Item	Nominal Outer Diameter (mm)	Nominal Weight (kg/km)
10 Tubes Cable	27 x 36	280
4 Tube Cable	12 x 24	120
1 Tube Cable	8	35



1way 4way 10way